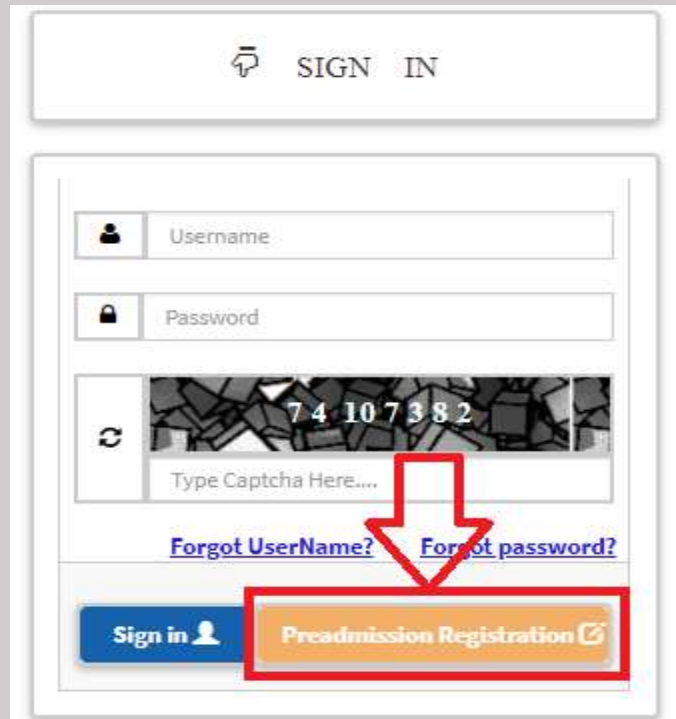


PRE-ADMISSION HELP FILE FOR PARENTS

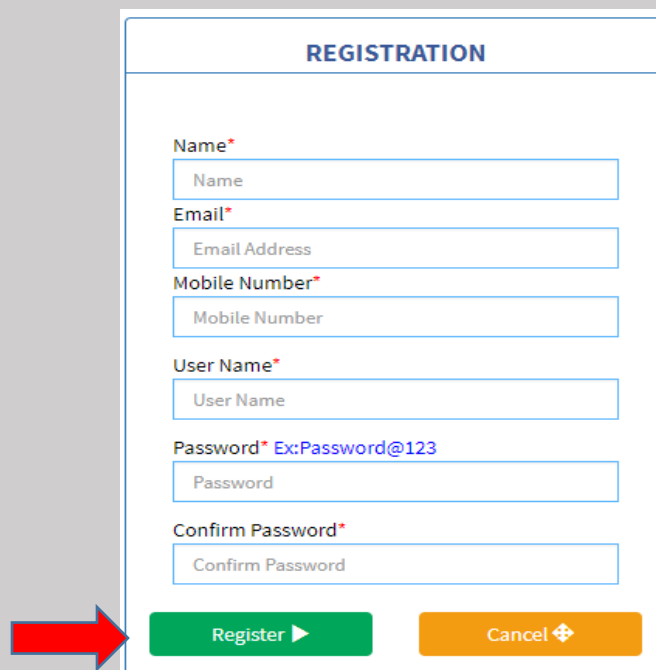
STEPS:

1. Click on the “[Preadmission Registration](#)” button.



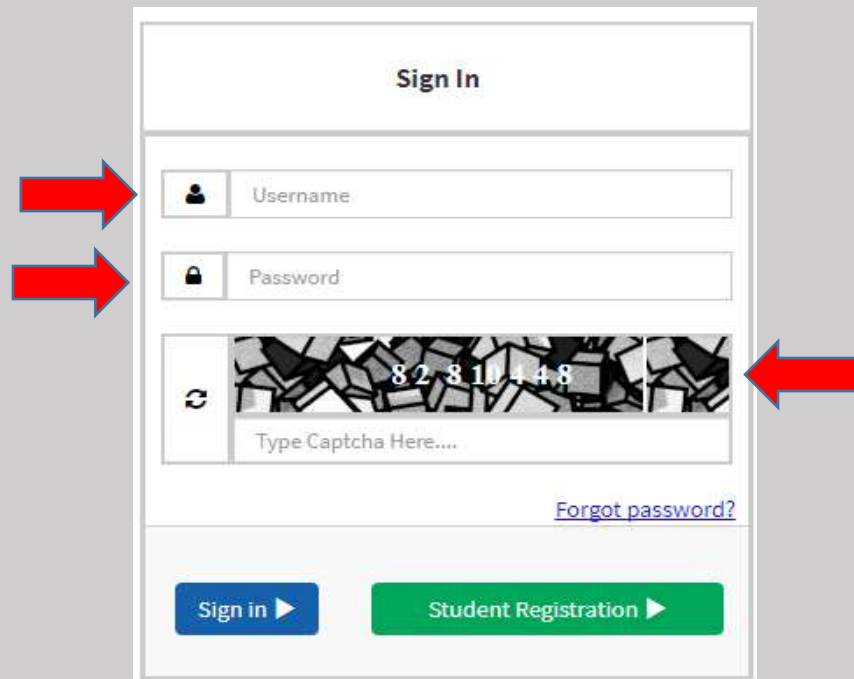
The screenshot shows a login and registration interface. At the top, there is a 'SIGN IN' button with a user icon. Below it, there are input fields for 'Username' and 'Password'. A captcha image with the numbers '74107382' is displayed, with a text prompt 'Type Captcha Here....'. Below the captcha, there are links for 'Forgot UserName?' and 'Forgot password?'. At the bottom, there are two buttons: 'Sign in' (blue) and 'Preadmission Registration' (orange). A red arrow points to the 'Preadmission Registration' button.

2. Fill all information (Either Father/Mother/Guardian) and click on the Register Button.



The screenshot shows a 'REGISTRATION' form. It contains the following fields: 'Name*' (with a sub-label 'Name'), 'Email*' (with a sub-label 'Email Address'), 'Mobile Number*' (with a sub-label 'Mobile Number'), 'User Name*' (with a sub-label 'User Name'), 'Password*' (with a sub-label 'Ex:Password@123'), and 'Confirm Password*' (with a sub-label 'Confirm Password'). At the bottom, there are two buttons: 'Register' (green) and 'Cancel' (orange). A red arrow points to the 'Register' button.

3. In home page give your User Name and Password along with the Captcha.



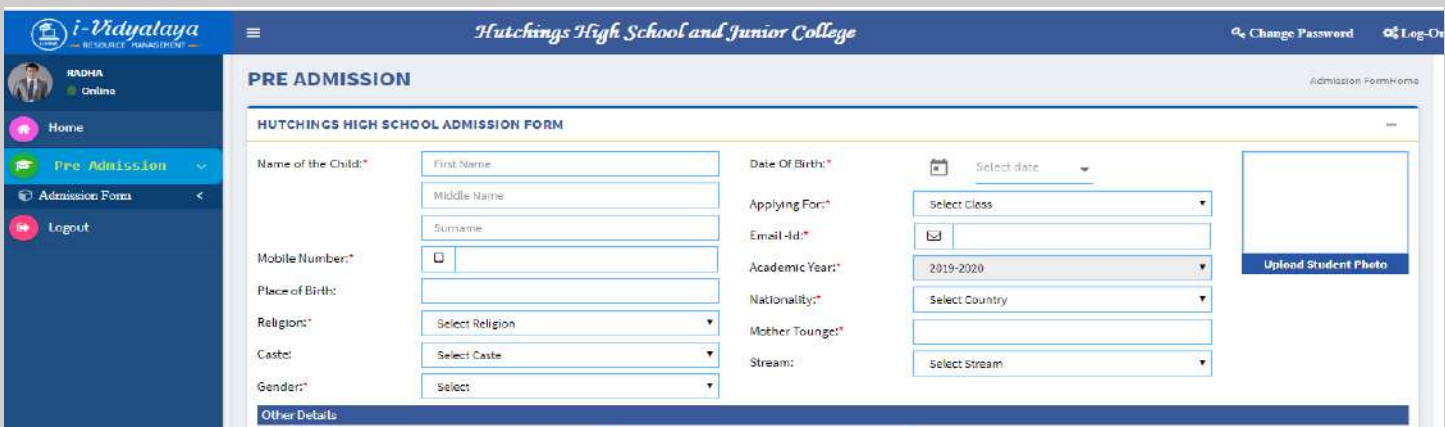
The image shows a 'Sign In' form with three input fields: 'Username', 'Password', and a Captcha field. Two red arrows point to the 'Username' and 'Password' fields, and one red arrow points to the Captcha field. Below the input fields is a link for 'Forgot password?' and two buttons: 'Sign in' and 'Student Registration'.

4. You will navigate to Home page of Pre Admission. Click on [“Fill new admission form”](#) shown picture below.





The image shows the 'PRE ADMISSION' page of the i-Vidyalyaya system. The page has a sidebar with navigation links: Home, Pre Admission, Admission Form, and Logout. The main content area has a button labeled 'Fill New Admission Form' which is highlighted with a red dashed box.

5. Admission Form: All fields are mandatory except “Aadhaar Card Number”.



The image shows the 'HUTCHINGS HIGH SCHOOL ADMISSION FORM' page. The form contains several input fields for personal and academic information, including Name of the Child (First Name, Middle Name, Surname), Date Of Birth, Applying For (Class), Email Id, Academic Year, Nationality, Mother Tongue, Stream, Mobile Number, Place of Birth, Religion, Caste, and Gender. There is also a section for 'Other Details' and a button to 'Upload Student Photo'.





RADHA

Online

Home

Pre Admission

Admission Form

Logout

Hutchings High School and Junior College

[Change Password](#)
[Log-Out](#)

Caste:

Select Caste

Stream:

Select Stream

Gender:

Select

Other Details

Aadhaar Card No:

Language spoken at home:

Name Of The Play Group Last Attended:

Participation In Extra-curricular activities If Any:

Residential Address

Street

Area

Country

Select Country

State

Select State

City

Pincode / Zip

☐ Permanent Address Same As Residential Address

Permanent Address

Street

Area

Country

Select Country

State

Select State

City

Pincode / Zip

Father's Details

Father's Name:

Father's SurName:


Qualification:

Mother's Details

Mother's Name:

Mother's SurName:

Qualification:



RADHA

Online

Home

Pre Admission

Admission Form

Logout

Hutchings High School and Junior College

[Change Password](#)
[Log-Out](#)

Father's Name:

Father's SurName:

Qualification:

Service/Business:

PAN Number:

Designation:

Nationality:

Select Country

Office Address:

Mobile Number:

☐

Mother's Name:

Mother's SurName:

Qualification:

Service/Business:

PAN Number:

Designation:

Nationality:

Select Country

Office Address:

Mobile Number:

☐

Monthly Income

Father's:

Mother's:

Alt.Contact:

Alt. Email:

☐


Siblings Details(Hutchings, Pune)


SLNO	Name	Class	Admission Number	Action
1				<input data-bbox="1421 1207 1453 1228" type="button" value="+"/>

Document Upload Details (Only JPEG Files (0-2MB))

NOTE: All documents uploaded should be self attested by parents

SLNO	Document Name	Action
1	DOB Certificate *	Upload Document
2	Address Proof *	Upload Document





RADHA

Online

Home

Pre Admission

Admission Form

Logout

Hutchings High School and Junior College

[Change Password](#)
[Log-Out](#)

DOB Certificate

Address Proof *

Parents Leaving/Degree Certificate

Medical Certificate Of Student *

Aadhaar Card Of Parents

Baptism Certificate *

Caste Certificate *

Previous School report card

Previous School Transfer Certificate

[Upload Document](#)
[Upload Document](#)
[Upload Document](#)
[Upload Document](#)
[Upload Document](#)
[Upload Document](#)
[Upload Document](#)
[Upload Document](#)

Undertaking by the Parents/Guardian :*

I and my ward will abide by and accept the rules of the school. I shall pay all the school fees quarterly or annually. I am willing to pay all other dues as necessary. I have no objection to my child participatin in any extre curricular activities run by the school.

☐ Yes
 ☐ No

6. Pre Admission registration payment:- Do Online payment for Pre-Admission registration form.

STUDENTS LIST							Pay registration fee here.....
Total Grid Records : 1					<input type="text" value="search here..."/>		
SL.NO	Name	Class	Reg No.	Gender	Email	Action	Application Form/Payment
1	Radha R R	Nursery	1001	Female	Rraki9715s@gmail.com		Pay Registration Fee

OR

DASHBOARD

Fill New Admission Form

Name : Radha R R

DOB : Nov 12, 2015

Application NO : 1001

Application status : APP ACCEPTED

Class : Nursery

Mobile No. : 8088678709

Email-ID : Rraki9715s@gmail.com

Admission Status : INPROGRESS

Pay Registration Fee

Pay Registration Fee Here.....

Thank you..!!